
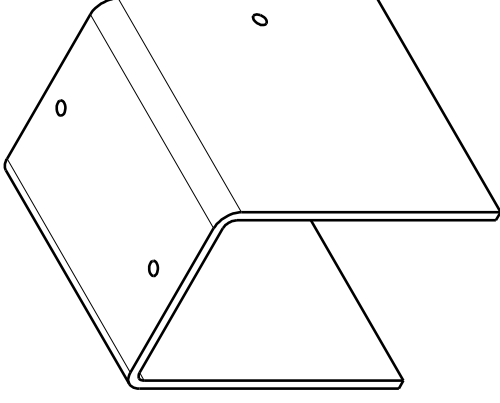


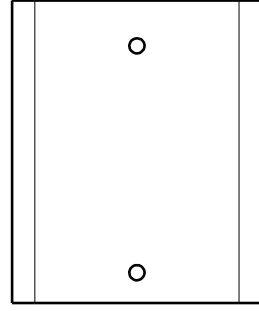
Planificado
Scale: 1:1

| REF. | X | Y | Diam |
|------|-------|----|------|
| A | 58,62 | 6 | 2 |
| B | 58,62 | 36 | 2 |
| C | 96,25 | 36 | 2 |
| D | 21 | 36 | 2 |

Isometric view
Scale: 1:1



Right view
Scale: 1:1



Front view
Scale: 1:1

Involving Corpus
ATLASCAR