

## General Purpose Compact Limit Switches

## VL Series

### FEATURES

- Gold plated silver contacts
- Compact design for small mounting space.
- Special design for easy wiring with ample wiring space
- Two-circuit double-break
- Diecast base and plastic cover
- Standard mounting dimensions
- Long mechanical life
- 5Amp current capacity
- Ambient Temp range: -20 to 60 Degrees Celsius [-4 to 140 degrees Fahrenheit]
- C-UL, CE approved

### TYPICAL APPLICATIONS

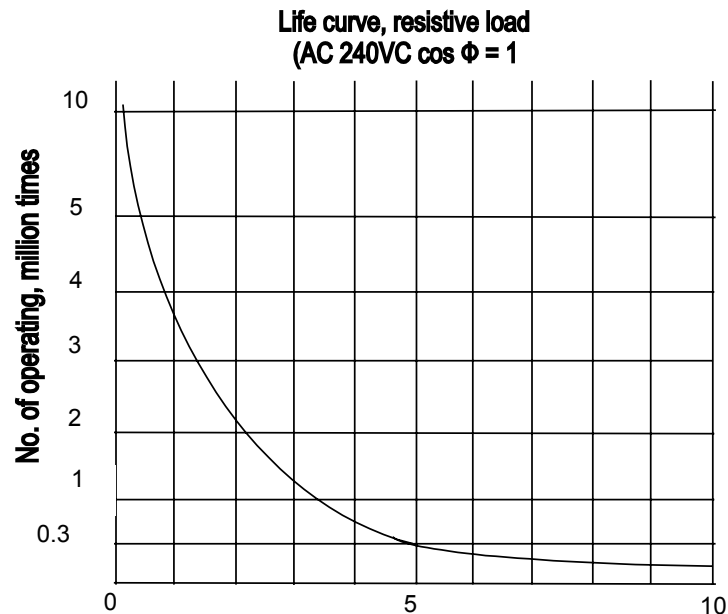
- Machine Tools
- Material Handling
- Food Processing Machinery
- Conveyors
- Packaging Machinery



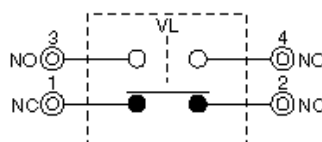
### DESCRIPTION

The new economical SZL-VL Series miniature type limit switches are specially designed for applications of small mounting space. These miniature switches are ideal for OEM machinery which requires a rugged and reliable limit switch that is capable of being mounted in space restricted applications. A wide range of actuators and optional neon lamp indicators add additional flexibility. A special pre-molded flexible cable gland allows for fast and simple wiring termination

### LIFE CURVE






### CIRCUITRY



# General Purpose Compact Limit Switches

*VL Series*




## SELECTION GUIDE

			
	<b>SZL-VL-A</b>	<b>SZL-VL-B</b>	<b>SZL-VL-C</b>
<b>Features</b>			
<b>Actuator</b>	Side Rotary - Roller Lever Standard	Side Rotary - Roller Lever Adjustable	Side Rotary - Rod Adjustable
<b>Operating Force (O.F.)</b>	5,88 N max. [1.32 lbs max.]	3,35 N - 7,84 N max. [0.75 lbs - 1.76 lbs max.]	2 N - 7,84 N max. [.45 lbs - 1.76 lbs max.]
<b>Release Force (R.F.)</b>	0,49 N min. [0.11 lbs min.]	0,21 N - 0,49 N min. [0.046 lbs - 0.11 lbs min.]	0,12 N - 0,49 N min. [0.026 lbs - 0.11 lbs min.]
<b>Pretravel (P.T.)</b>	20 ° max.	20 ° max.	20 ° max.
<b>Overtravel (O.T.)</b>	75 ° min.	75 ° min.	75 ° min.
<b>Differential Travel (D.T.)</b>	10 ° max.	10 ° max.	10 ° max.
<b>Product Type</b>	Minature Limit Switches		
<b>Ampere Rating</b>	5.0 A / 0.4 A		
<b>Supply Voltage</b>	250 Vac max. / 125 Vdc max.		
<b>Termination Type</b>	Cable Gland		
<b>Operating Temperature Range</b>	-20 °C to 60 °C [-4 °F to 140°F]		
<b>Vibration</b>	55 Hz at double amplitude of 1.5 mm		
<b>Housing Material</b>	Zinc Die-Cast / Plastic		
<b>Shock</b>	10 g max.		
<b>Circuitry</b>	1NC 1NO SPDT; Double Break		
<b>Approvals</b>	UL, C-UL, CE		
<b>Sealed</b>	Industrial		
<b>UL File #</b>	E150950		
<b>Availability</b>	North-America; Asia-Pacific		
<b>Sealing</b>	IP64		
<b>Mechanical Life</b>	up to 10 million operations		
<b>Series Name</b>	VL Series		

# General Purpose Compact Limit Switches

VL *Series*



## SELECTION GUIDE

			
	<b>SZL-VL-D</b>	<b>SZL-VL-E</b>	<b>SZL-VL-F</b>
<b>Features</b>			
<b>Actuator</b>	Top Plunger	Cross Roller Plunger	Wobble - Plastic Rod Coil Spring
<b>Operating Force (O.F.)</b>	8,83 N max. [2 lbs max.]	8,83 N max. [2 lbs max.]	0,88 N max. [0.2 lbs max.]
<b>Release Force (R.F.)</b>	1,47 N min. [0.33 lbs min.]	1,47 N min. [0.33 lbs min.]	-
<b>Pretravel (P.T.)</b>	1,5 mm max. [0.060 in max.]	1,5 mm max. [0.060 in max.]	30 mm max. [1.18 in max.]
<b>Overtravel (O.T.)</b>	4 mm min. [0.158 in min.]	4 mm min. [0.158 in min.]	20 mm min. [0.788 in min.]
<b>Differential Travel (D.T.)</b>	0,7 mm max. [0.028 in. max.]	0,7 mm max. [0.028 in. max.]	-
<b>Product Type</b>	Minature Limit Switches		
<b>Ampere Rating</b>	5.0 A / 0.4 A		
<b>Supply Voltage</b>	250 Vac max. / 125 Vdc max.		
<b>Termination Type</b>	Cable Gland		
<b>Operating Temperature Range</b>	-20 °C to 60 °C [-4 °F to 140°F]		
<b>Vibration</b>	55 Hz at double amplitude of 1.5 mm		
<b>Housing Material</b>	Zinc Die-Cast / Plastic		
<b>Shock</b>	10 g max.		
<b>Circuitry</b>	1NC 1NO SPDT; Double Break		
<b>Approvals</b>	UL, C-UL, CE		
<b>Sealed</b>	Industrial		
<b>UL File #</b>	E150950		
<b>Availability</b>	North-America; Asia-Pacific		
<b>Sealing</b>	IP64		
<b>Mechanical Life</b>	up to 10 million operations		
<b>Series Name</b>	VL Series		

# General Purpose Compact Limit Switches

*VL Series*

## SELECTION GUIDE

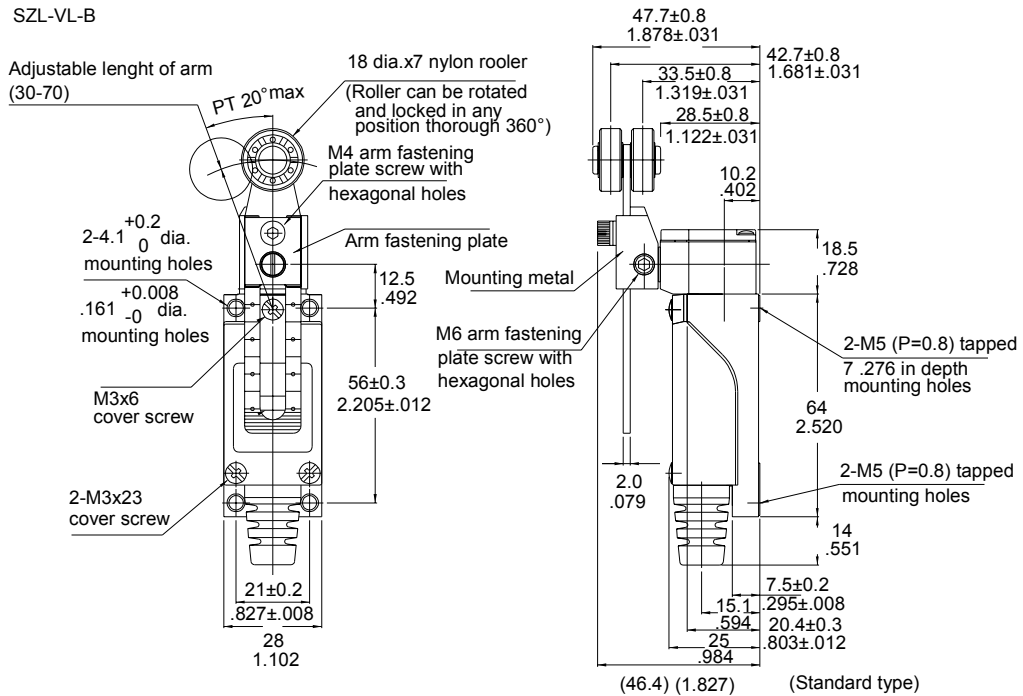
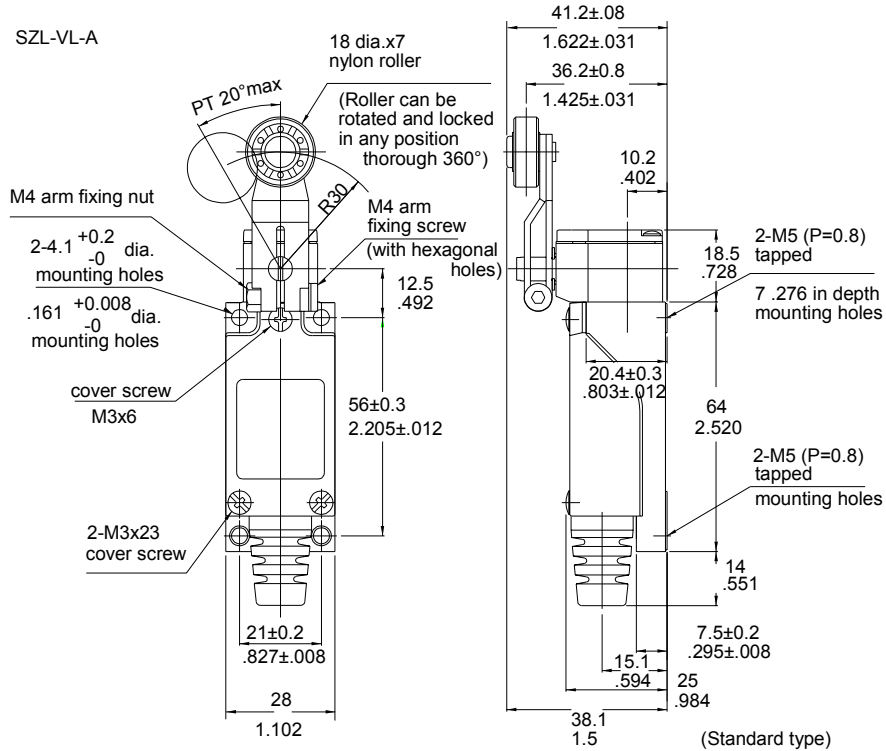
	 <b>SZL-VL-G</b>	 <b>SZL-VL-H</b>	
<b>Features</b>			
<b>Actuator</b>	Wobble - Coil Spring	Roller Plunger	
<b>Operating Force (O.F.)</b>	0,88 N max. [0.2 lbs max.]	8,83 N max. [2 lbs max.]	
<b>Release Force (R.F.)</b>	-	1,47 N min. [0.33 lbs min.]	
<b>Pretravel (P.T.)</b>	30 mm max. [1.18 in max.]	1,5 mm max. [0.060 in max.]	
<b>Overtravel (O.T.)</b>	20 mm min. [0.788 in min.]	4 mm min. [0.158 in min.]	
<b>Differential Travel (D.T.)</b>	-	0,7 mm max. [0.028 in. max.]	
<b>Product Type</b>	Minature Limit Switches		
<b>Ampere Rating</b>	5.0 A / 0.4 A		
<b>Supply Voltage</b>	250 Vac max. / 125 Vdc max.		
<b>Termination Type</b>	Cable Gland		
<b>Operating Temperature Range</b>	-20 °C to 60 °C [-4 °F to 140°F]		
<b>Vibration</b>	55 Hz at double amplitude of 1.5 mm		
<b>Housing Material</b>	Zinc Die-Cast / Plastic		
<b>Shock</b>	10 g max.		
<b>Circuitry</b>	1NC 1NO SPDT; Double Break		
<b>Approvals</b>	UL, C-UL, CE		
<b>Sealed</b>	Industrial		
<b>UL File #</b>	E150950		
<b>Availability</b>	North-America; Asia-Pacific		
<b>Sealing</b>	IP64		
<b>Mechanical Life</b>	up to 10 million operations		
<b>Series Name</b>	VL Series		

# General Purpose Compact Limit Switches

VL Series

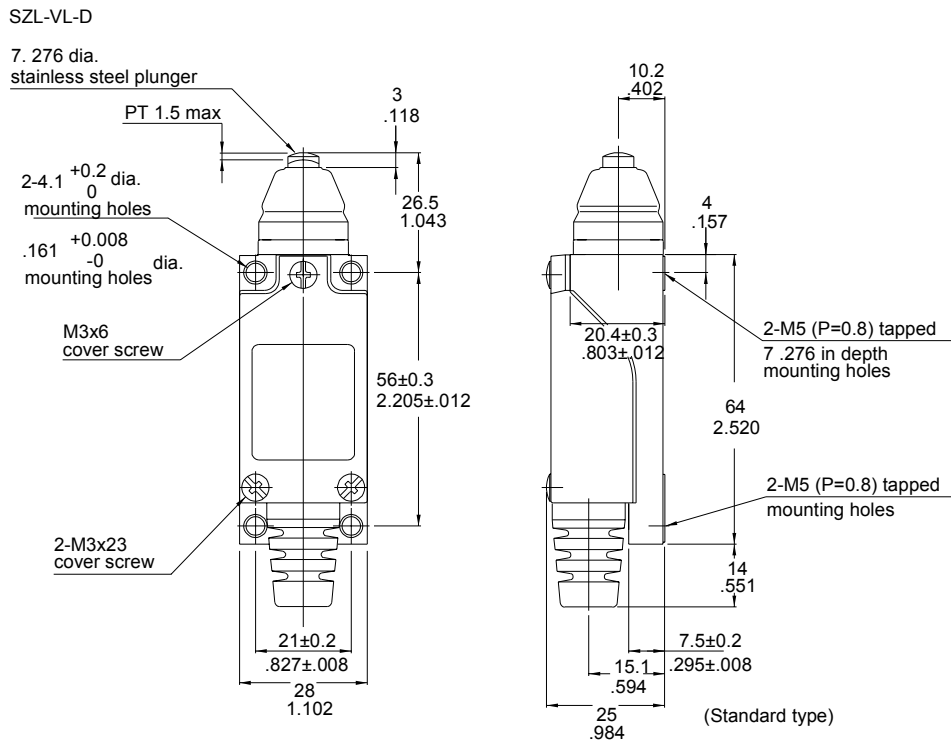
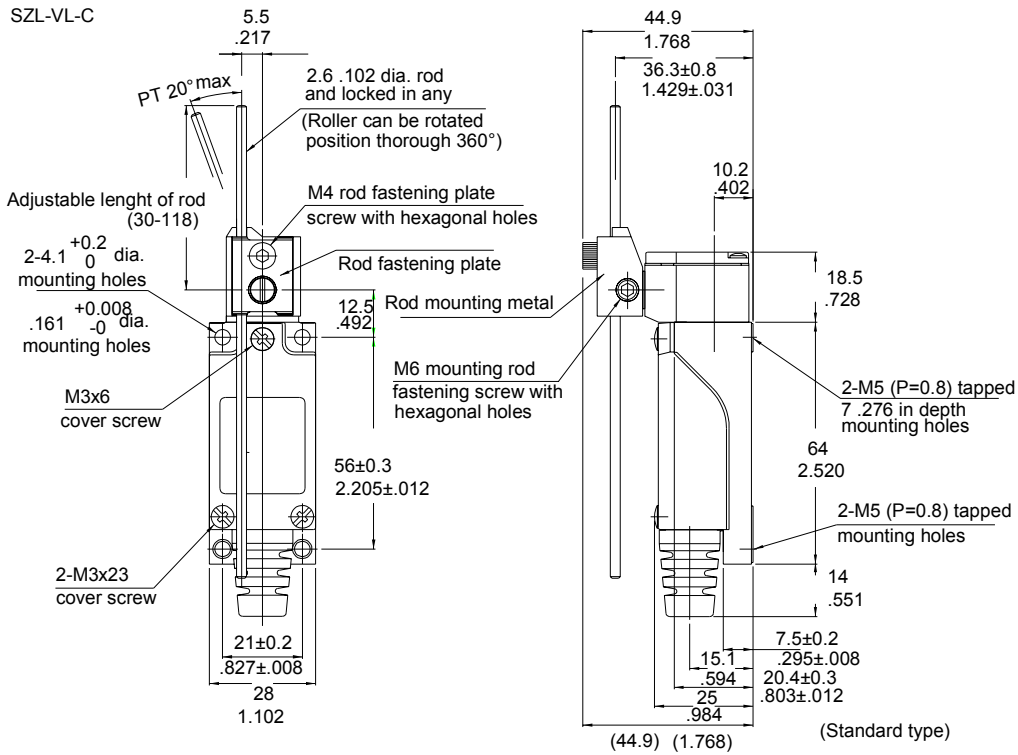
## MOUNTING DIMENSIONS (For Reference Only)

mm  
in



# General Purpose Compact Limit Switches

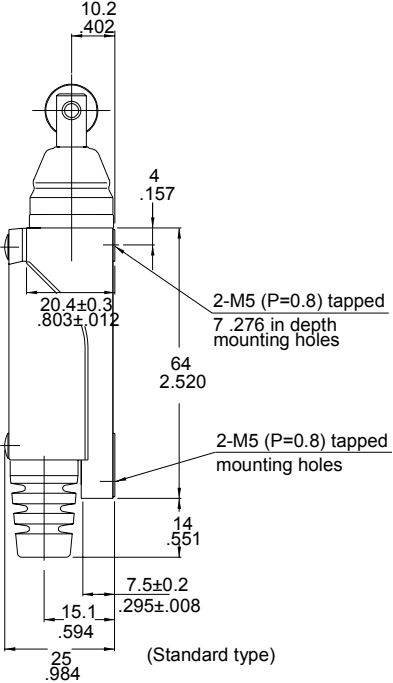
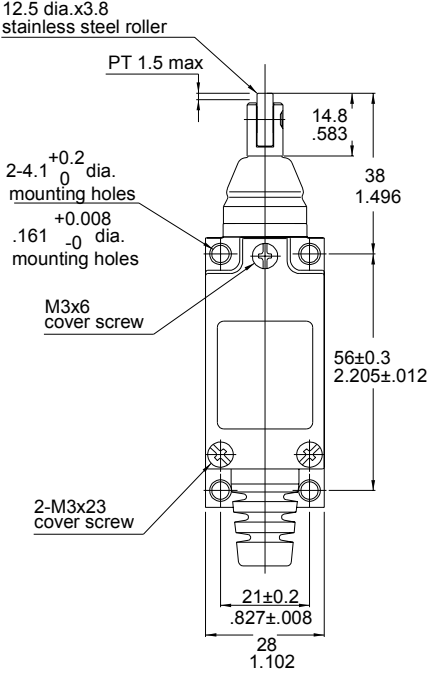
*VL Series*



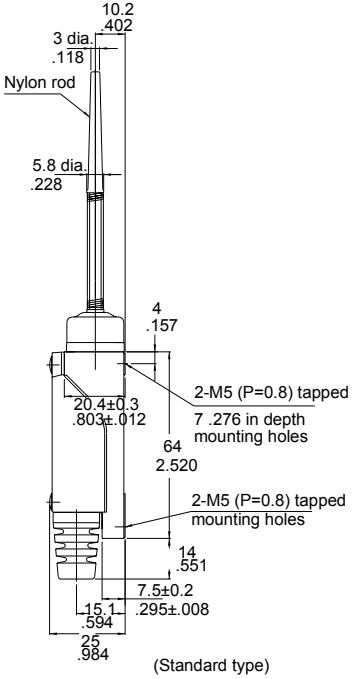
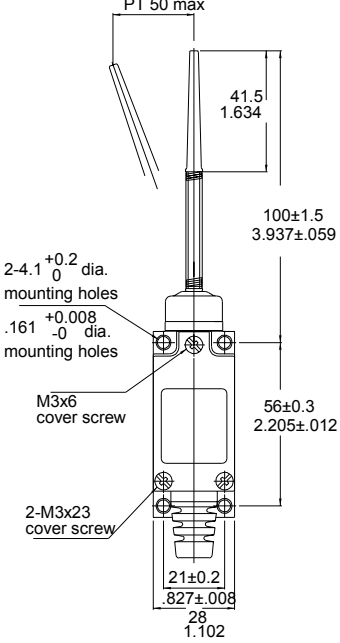
# General Purpose Compact Limit Switches

VL Series

SZL-VL-E



SZL-VL-F



# General Purpose Compact Limit Switches

## VL Series

### WARRANTY/REMEDY

Honeywell warrants goods of its manufacture as being free of defective materials and faulty workmanship. Contact your local sales office for warranty information. If warranted goods are returned to Honeywell during the period of coverage, Honeywell will repair or replace without charge those items it finds defective. The foregoing is Buyer's sole remedy and is **in lieu of all other warranties, expressed or implied, including those of merchantability and fitness for a particular purpose.**

Specifications may change without notice. The information we supply is believed to be accurate and reliable as of this printing. However, we assume no responsibility for its use.

While we provide application assistance personally, through our literature and the Honeywell web site, it is up to the customer to determine the suitability of the product in the application.

For application assistance, current specifications, or name of the nearest Authorized Distributor, check the Honeywell web site or call:

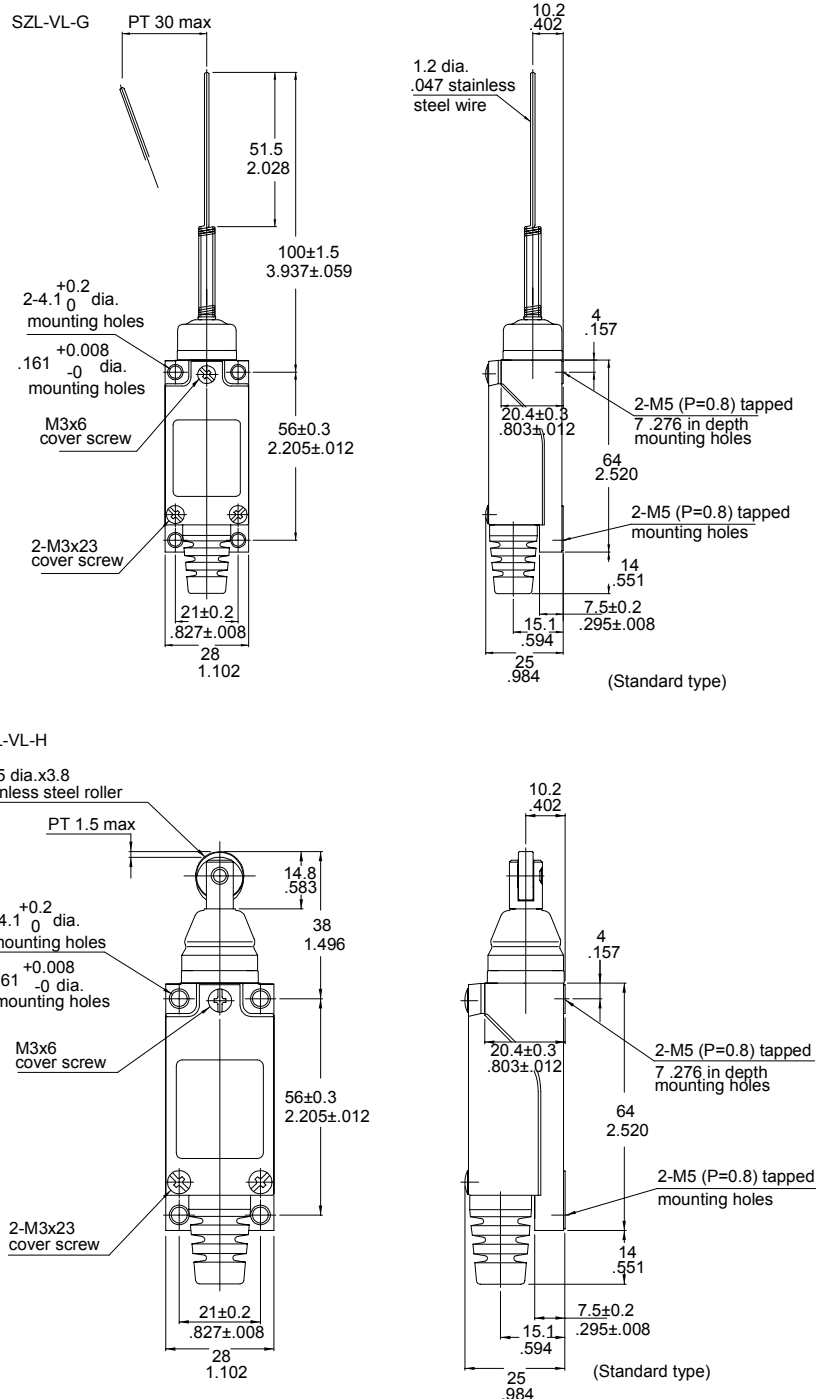
1-800-537-6945 USA  
1-800-737-3360 Canada  
1-815-235-6847 International

### FAX

1-815-235-6545 USA

### INTERNET

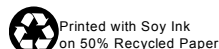
[www.honeywell.com/sensing](http://www.honeywell.com/sensing)  
[info@micro.honeywell.com](mailto:info@micro.honeywell.com)



Sensing and Control  
Honeywell  
11 West Spring Street  
Freeport, Illinois 61032



[www.honeywell.com/sensing](http://www.honeywell.com/sensing)



# Honeywell