

FUTEK MODEL LLB130

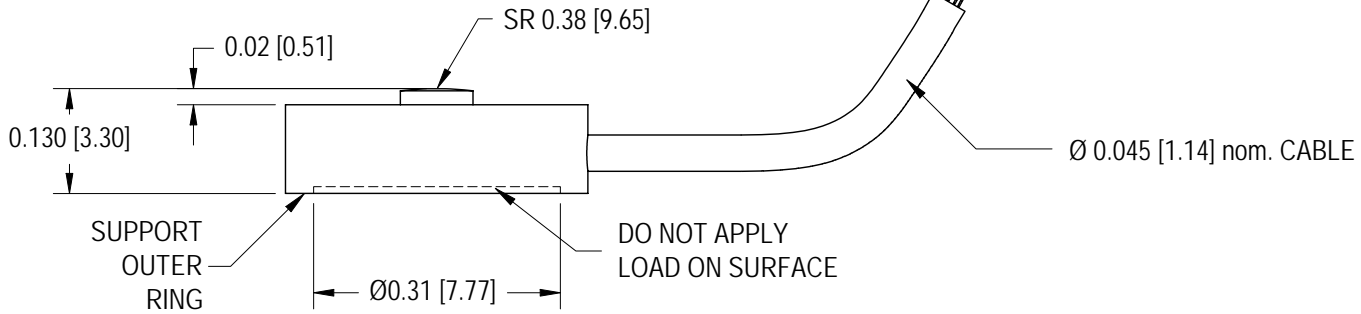
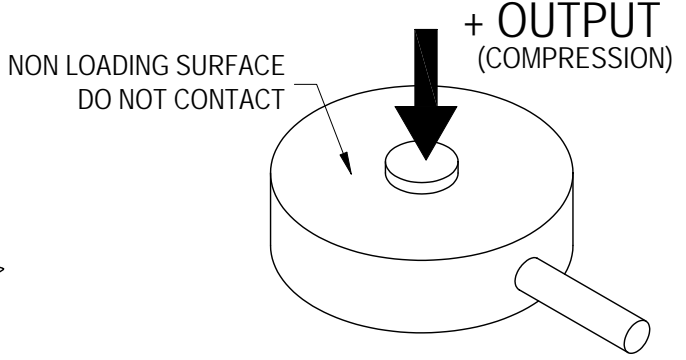
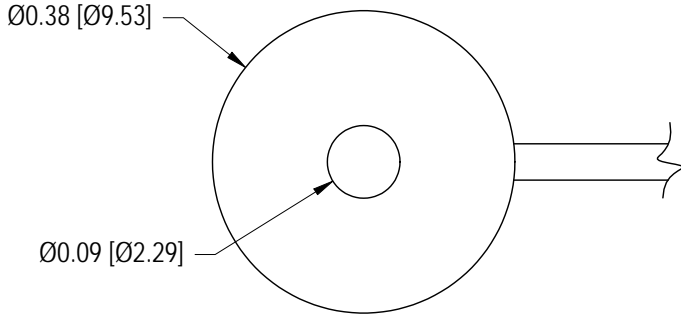
SUBMINIATURE LOAD BUTTON LOAD CELL

Drawing Number: F11284

INCH [mm] | R.O.= Rated Output

WIRING CODE

+Excitation	-Excitation	+Signal	-Signal
RED	BLACK	GREEN	WHITE
Shield			
GROUNDED			



SPECIFICATIONS:

RATED OUTPUT	2 mV/V nom.
SAFE OVERLOAD	150% of R.O.
ZERO BALANCE	±3% of R.O.
EXCITATION (VDC OR VAC)	7 max
BRIDGE RESISTANCE	350 Ω nom
NONLINEARITY	±0.5% of R.O.
HYSTERESIS	±0.5% of R.O.
NONREPEATABILITY	±0.1% of R.O.
TEMP. SHIFT ZERO	±0.02% of R.O./°F (0.036% of R.O./°C)
TEMP. SHIFT SPAN	±0.02% of LOAD/°F (0.036% of LOAD/°C)
COMPENSATED TEMP.	60 to 160°F (15 to 71°C)
OPERATING TEMP.	-60 to 200°F (-51 to 93°C)
WEIGHT	0.3 oz
MATERIAL	17-4ph S.S.
CABLE: #34 AWG, 4 Conductor, Braided Shielded Cable 5 ft [3 m] Long	
ACCESSORIES AND RELATED INSTRUMENTS AVAILABLE	
CALIBRATION (STD)	5 pt. COMPRESSION; 60.4 KΩ. SHUNT CAL. VALUE
CALIBRATION TEST EXCITATION	5 VDC

STOCK NO:	CAPACITIES	
	lb	N
FSH02941	5	22.2
FSH02943	10	44.5
FSH02949	25	111
FSH02950	50	222