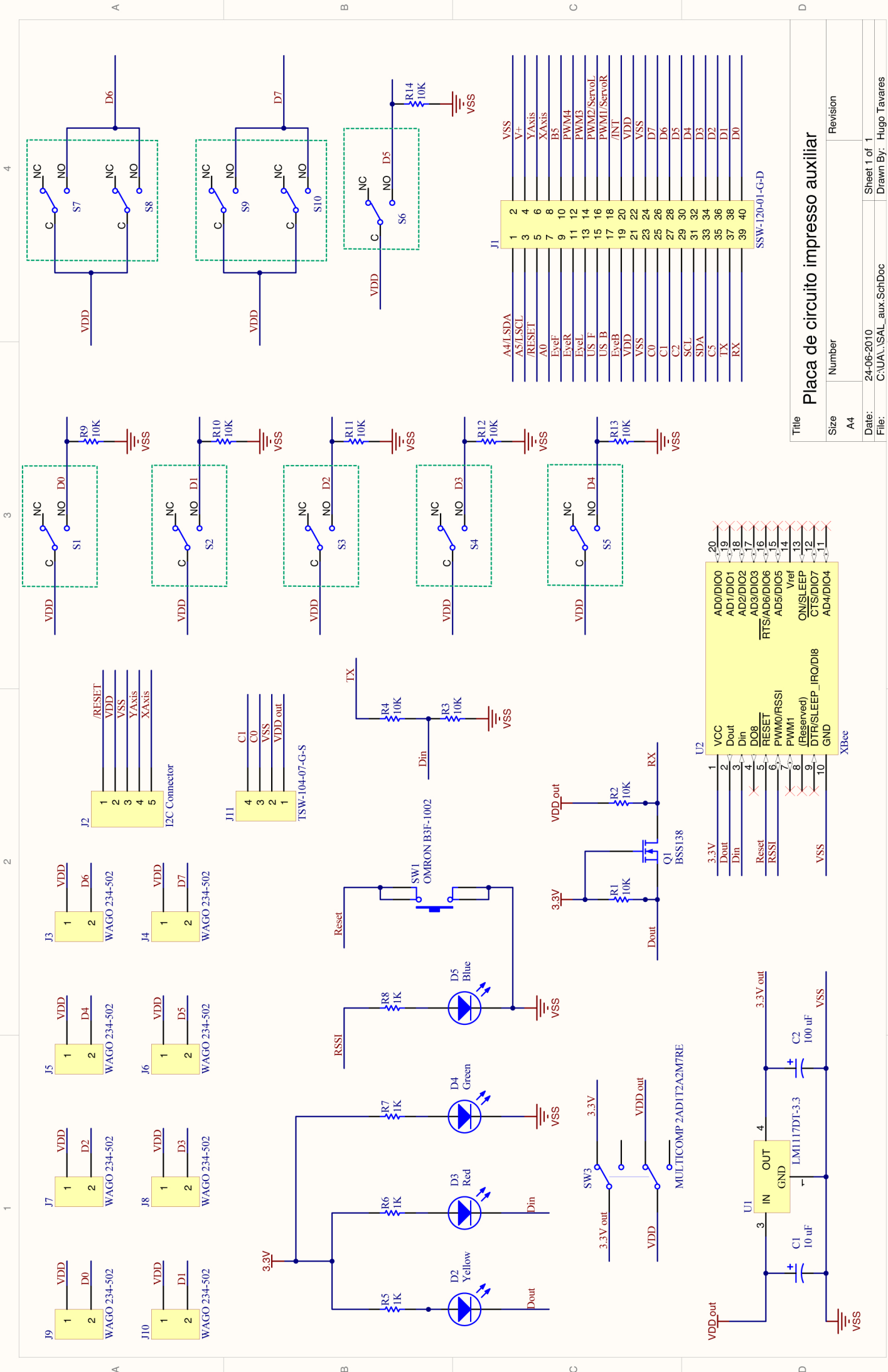


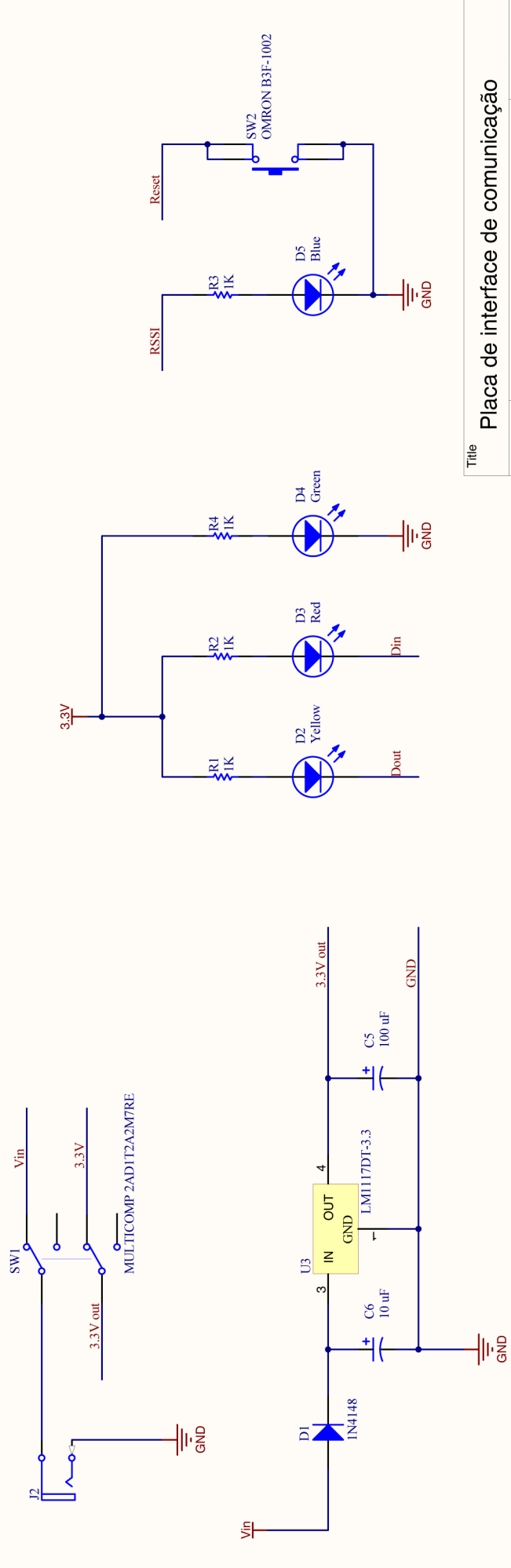
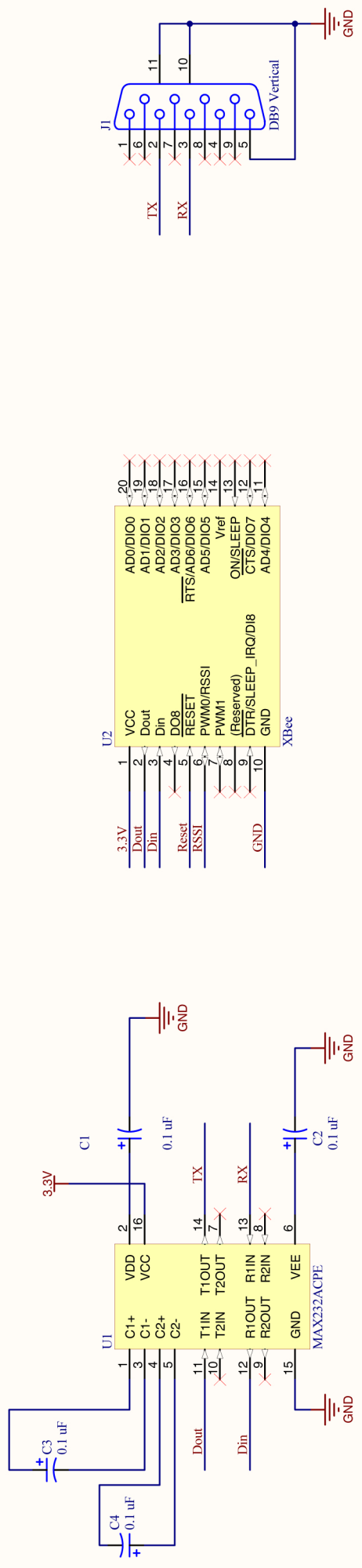
Title		
Placa de circuito impresso principal		
Size	Number	Revision
A3		
Date:	24-06-2010	Sheet 1 of 1
File:	C:\UA\ASAL.SchDoc	Drawn By: Hugo Tavares



Title: Placa de circuito impresso auxiliar

Size	Number	Revision
A4		
Date:	24-06-2010	Sheet 1 of 1
File:	C:\UA\...SAL_aux.SchDoc	Drawn By: Hugo Tavares

20	AD0/DIO0	20	Vref
19	AD1/DIO1	19	ON/SLEEP
18	AD2/DIO2	18	CTS/DIO7
17	AD3/DIO3	17	DTR/SLEEP_IRQ/DI8
16	AD5/DIO5	16	AD4/DIO4
15	AD6/DIO6	15	
14	Vref	14	
13	ON/SLEEP	13	
12	CTS/DIO7	12	
11	DTR/SLEEP_IRQ/DI8	11	
10	GND	10	
9		9	
8		8	
7		7	
6		6	
5		5	
4		4	
3		3	
2		2	
1		1	



Title
Placa de interface de comunicação

Size	Number	Revision
A4		
Date:	24-06-2010	Sheet 1 of 1
File:	C:\UA\...SAL_com_receiver.SchDoc	Drawn By: Hugo Tavares